

Xeroll®

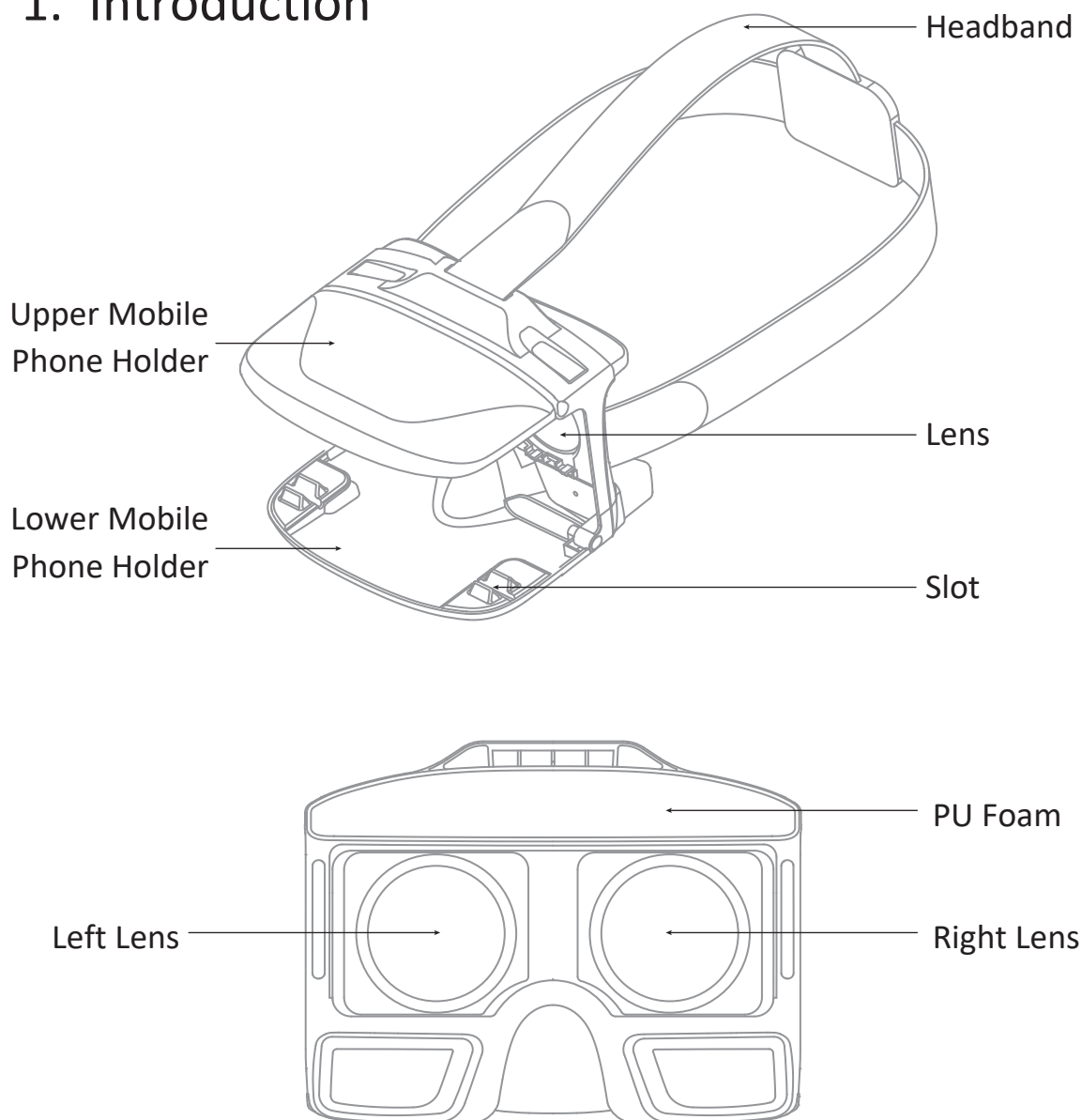
U-SCENE

User Manual



Product Overview

1. Introduction



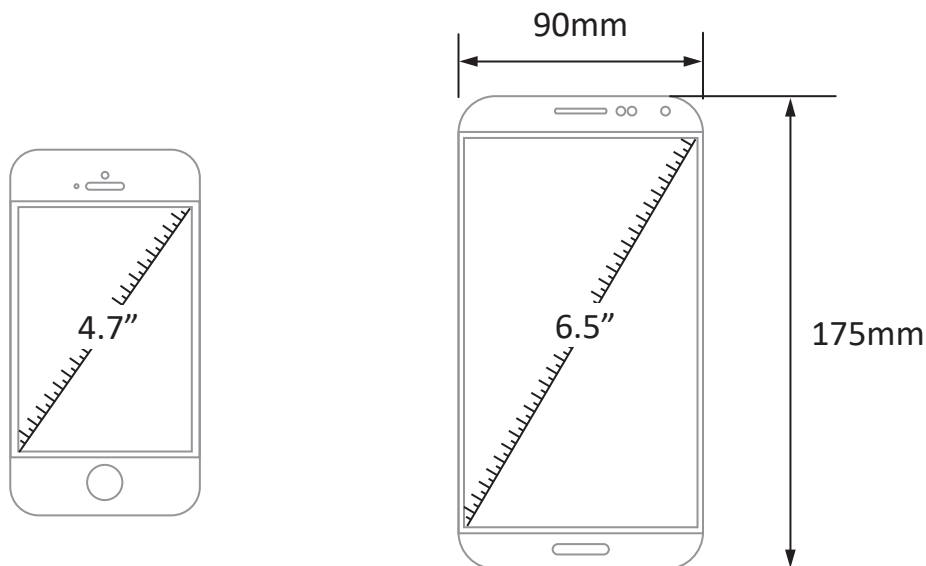
2. Specification

Product	Folding VR Headset	Item NO.	VR-2
Weight	192g	Size	138*108*64mm
Lens	Anti-Blue Light Lens	Eyeshade	PU Foam Eyeshade
Headband	Elastic Headband	Distance between Lends and Mobile Phone	60mm
Pupillary Distance	59.5mm / 65.0mm / 70.5mm	Mobile Phone Size Range	4.7 - 6.0 inches




3. Mobile Phone Size Range

Compatible for Smart Phone 4.7 - 6.0 inches

Max Smart Phone Size 175mm (L) *90 mm (W)




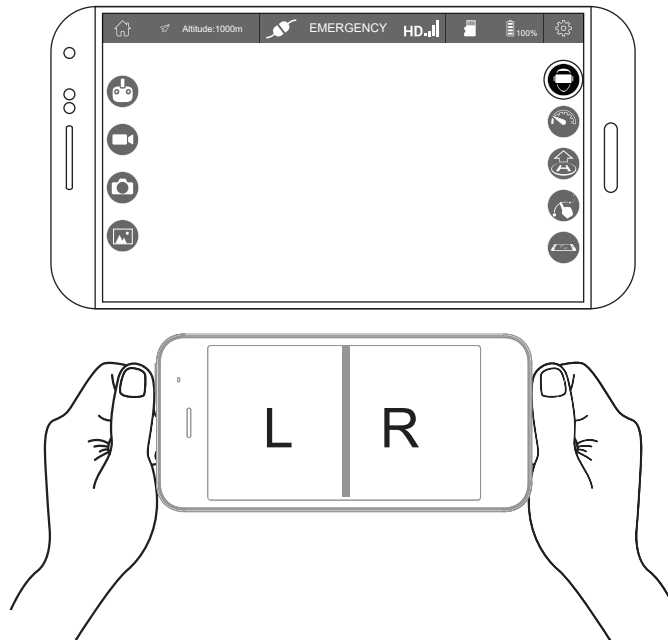
4. Functions

-  To watch live video (in split screen mode) transmitted from WiFi drone with APP control function.
-  To watch 3D movie.
-  To watch virtual reality game.

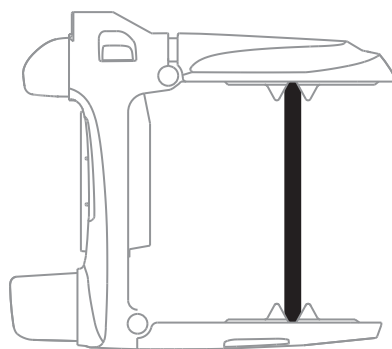
Operation Instruction

1. WiFi Control

① Turn on the APP (please refer to the drone user manual for APP instruction) and enter the control interface. Click on  to enter split screen mode.

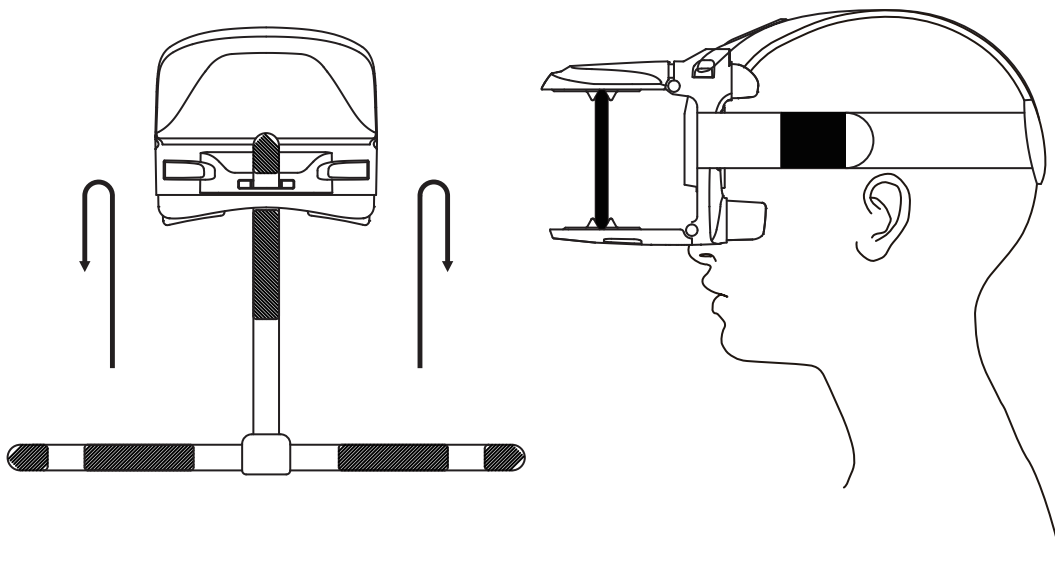


② Remove the lens's protective film. Open the mobile phone holder, open the lower holder. Lift up the upper holder and put the mobile phone into the holders slots. Adjust the mobile phone to the best viewing position and then release the upper holder. In order to remove the smartphone, lift up the upper holder and slide off the smartphone.



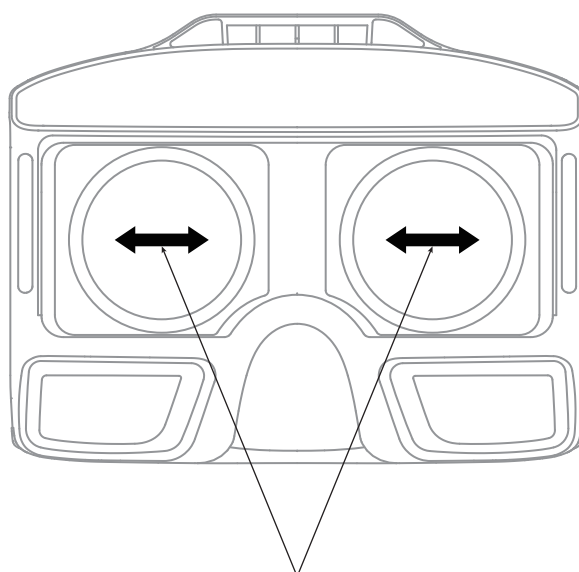
Tip: ensure the mobile phone screen faces to the lens, and keep the split screen center line and the VR center line overlapping.

③ Adjust the headband. Adjust the tightness of the three headbands to the most comfortable position.



Tip: The Velcro should be outwards, which is convenient to adjust the headband.


④ Adjust the pupillary distance. If there is double image displayed, move the lens till the image is clear, which also available for short-sighted user.



⑤ Shade cloth. When the lights is too strong to view the video clearly, hitched the VR Glasses by the shade cloth to protect the screen from strong lights.



⑥ To exit from split screen mode

Click on the screen and  icon appears. Click on **EXIT** to exit from split screen mode.



Watching for a long time your eyes may feel uncomfortable. It's recommended to take a rest per 30 minutes.